

Air Quality

Building Score

86.7



Air Quality Summary

CO2

Avg **620** Min **611**
ppm Max **625**

Issues **0**

Humidity

Avg **50%** Min **42%**
Max **61%**

Issues **0**

Temperature

Avg **18°** Min **16°**
C Max **22°**

Issues **4**

TVOC

Avg **118** Min **102**
ppb Max **132**

Issues **0**

Air Pressure

Avg **985** Min **980**
hPa Max **990**

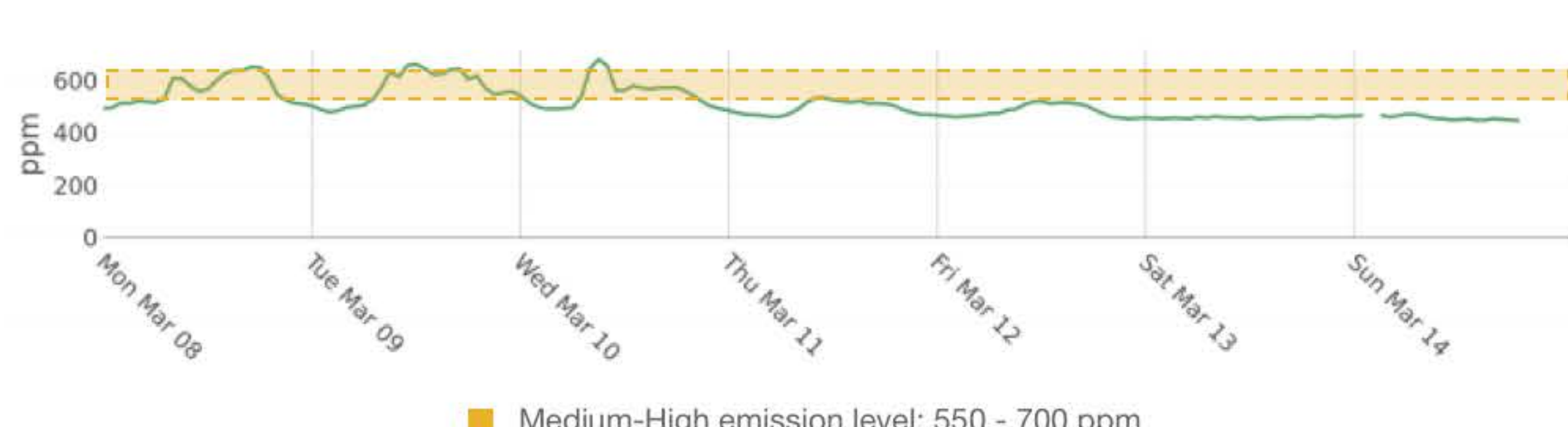
Issues **2**

PM 2.5

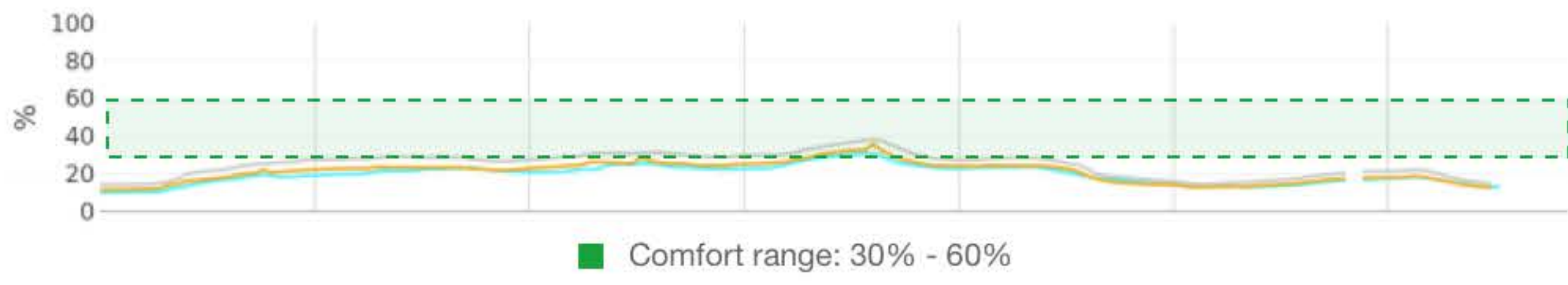
Avg **5.6** Min **4.4**
ug/m3 Max **6.8**

Issues **0**

CO2



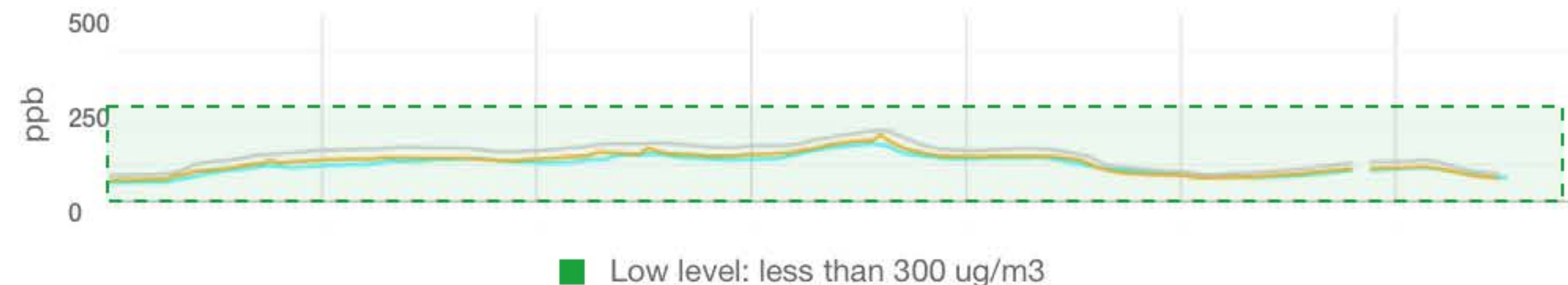
Humidity



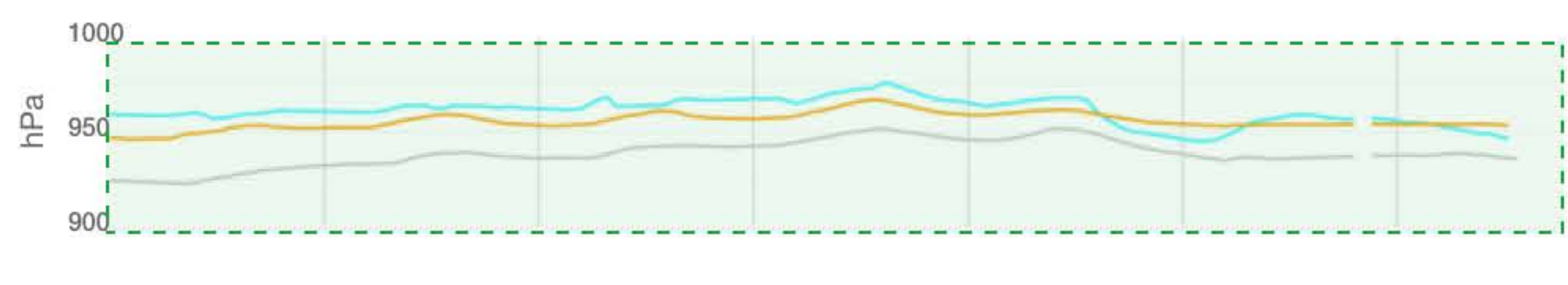
Temperature



TVOC



Air Pressure



PM 2.5



Floors Air Quality in Detail

Floor		CO2	Humidity	Temperature °C	TVOC ppb	Air Pressure hPa	PM 2.5 ug/m3
1	Avg	607	58%	23	130	976	4.7
	Min	627	51%	20	129	986	3.9
	Max	692	71%	19	132	986	3.5
2	Avg	612	74%	21	119	983	4
	Min	701	66%	18	122	988	5.2
	Max	681	69%	20	118	990	4.8
3	Avg	660	54%	21	119	989	6.8
	Min	651	70%	17	102	978	7.4
	Max	681	51%	22	124	988	4.4
4	Avg	651	74%	19	122	977	6.7
	Min	668	54%	22	127	984	6
	Max	667	70%	20	116	988	5
5	Avg	675	74%	20	122	989	7.3
	Min	666	67%	21	109	970	6.1
	Max	699	69%	23	131	975	6.6

Floors and Tenants Air Quality

Floor	Tenant	Score	Avg CO2	Avg Humidity	Avg Temperature °C	Avg TVOC ppb	Avg Air Pressure hPa	Avg PM 2.5 ug/m3
1	Tenant 1	88.5	607	58%	23	130	976	4.7
	Tenant 2	89.4	627	51%	20	129	986	3.9
	Tenant 3	67.7	692	71%	19	132	986	3.5
	Tenant 4	84.1	612	74%	21	119	983	4
2	Tenant 1	87.8	701	66%	18	122	988	5.2
	Tenant 2	68.9	681	69%	20	118	990	4.8
	Tenant 3	90.7	660	54%	21	119	989	6.8
	Tenant 4	77.8	651	70%	17	102	978	7.4
3	Tenant 1	82.8	681	51%	22	124	988	4.4
	Tenant 2	74.3	651	74%	19	122	977	6.7
	Tenant 3	79	668	54%	22	127	984	6
	Tenant 4	69.4	667	70%	20	116	988	5
4	Tenant 1	72.1	675	74%	20	122	989	7.3
	Tenant 2	73.5	666	67%	21	109	970	6.1
	Tenant 3	92.5	699	69%	23	131	975	6.6
	Tenant 4	75	629	71%	20	123	987	7.7
5	Tenant 1	87.6	616	53%	17	125	974	6
	Tenant 2	72.7	660	65%	18	108	987	7.8
	Tenant 3	78.2	657	54%	20	123	988	4.8
	Tenant 4	74.2	604	66%	17	107	984	4.7